


Radial Leaded PTC

OZRE Series

RoHS6 Compliant

OZRE1006D



Application

Line Voltage Power Supply, Transformer and Appliances

Product Features

Continuous Use at Voltages up to 240V AC/DC,
Low Hold Current, 265V AC/DC Max Interrupt Voltage

Operating (Hold Current) Range

50mA ~ 550mA

Maximum Operating Voltage

240VAC/DC

Maximum Interrupt Voltage

265VAC/DC

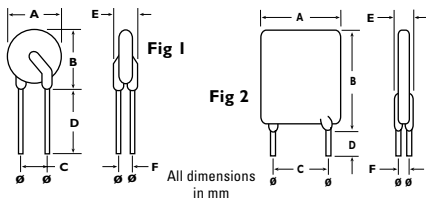
Temperature Range

-40°C to 85°C

Agency Approval

UL Component (E305051)

Product Dimensions



Part Number	Fig	Lead Size Ø	A		B		C		D		E	
			Max	Typical	Max	Typical	Min	Max	Min	Max	Min	Max
OZRE0005 to OZRE0012	1	0.51	8.3	10.7	5.1	7.6	3.8					
OZRE0016	1	0.51	9.9	12.5	5.1	7.6	3.8					
OZRE0025	2	0.65	9.6	17.4	5.1	7.6	3.8					
OZRE0033	2	0.65	11.4	16.5	5.1	7.6	3.8					
OZRE0040	2	0.65	11.5	19.5	5.1	7.6	3.8					
OZRE0055	2	0.81	14.0	21.7	5.1	7.6	4.1					

Standard Package

P/N	Bulk		Reel/Tape	
	Pcs/Box	P/N Code	Pcs/Reel	P/N Code
OZRE0005-0016	2000	1C	2000	2C
OZRE0025	3000	1E	1500	2B
OZRE0033-0040	1000	1A	1500	2B
OZRE0055	1000	1A	1000	2A

Electrical Characteristics (23°C)

Part Number	Hold Current I _H , A	Trip Current I _T , A	Max Time to Trip @ 5xI _H Seconds	Max Current I _{max} , A	Rated Voltage V _{max} , V _{dc}	Typical Power P _d , W	Resistance Tolerance		
							R _{min} Ohms	R _{max} Ohms	R _{1max} Ohms
A OZRE0005	0.05	0.12	15.0	1.0	240	0.7	18.50	31.00	65.00
B OZRE0008	0.08	0.19	15.0	1.2	240	0.8	7.40	12.00	26.00
C OZRE0012	0.12	0.30	15.0	1.2	240	1.0	3.00	6.50	12.00
D OZRE0016	0.16	0.37	15.0	2.0	240	1.4	2.50	4.10	7.80
E OZRE0025	0.25	0.56	18.5	3.5	240	1.5	1.30	2.10	3.80
F OZRE0033	0.33	0.74	18.5	4.5	240	1.7	0.83	1.24	2.60
G OZRE0040	0.40	0.90	24.0	5.5	240	2.0	0.60	0.97	1.90
H OZRE0055	0.55	1.25	26.0	7.0	240	3.4	0.45	0.73	1.45

I_H Hold current-maximum current at which the device will not trip in still air at 23°C.

I_T Trip current-minimum current at which the device will always trip in still air at 23°C.

I_{max} Maximum fault current device can withstand without damage at rated voltage (V_{max}).

V_{max} Maximum voltage device can withstand without damage at its rated current.

P_d Typical power dissipated from device when in the tripped state in 23°C still air environment.

R_{min} Minimum device resistance at 23°C.

R_{max} Maximum device resistance at 23°C.

R_{1max} Maximum device resistance at 23°C, 1 hour after initial device trip.

Physical specifications

Lead material

OZRE0005 ~ OZRE0016 - Tin plated copper, 24AWG.

OZRE0025 ~ OZRE0040 - Tin plated copper, 22AWG.

OZRE0055 - Tin plated copper, 20AWG.

Soldering characteristics

MIL-STD-202, Method 208E.

Insulating coating

Flame retardant epoxy, meets UL-94-V-0 requirements.

PTC Marking

"bel" or "b", I_H code and "RE".

Radial Leaded PTC

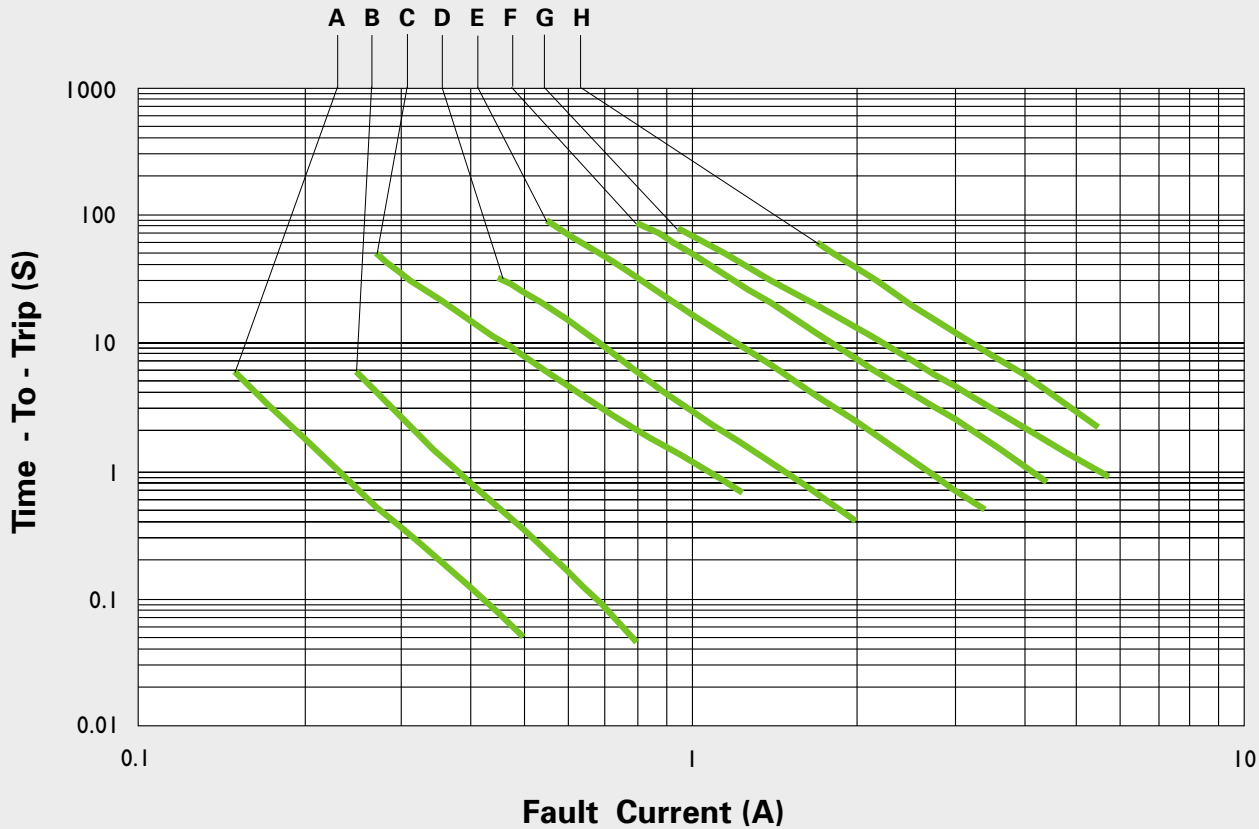
OZRE Series

RoHS6 Compliant

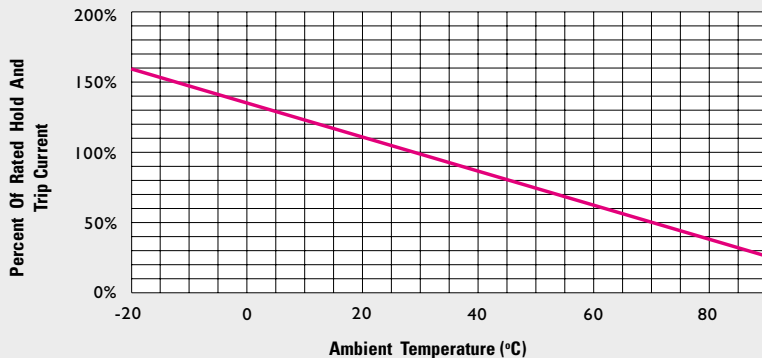
OZRE1006C

Typical Time - To - Trip at 23° C

(See Elec. Characteristics Table for P/N - Curve Correlation)



Thermal Derating Curve



Cautionary Notes

1. Operation beyond the specified maximum ratings or improper use may result in damage and possible electrical arcing and/or flame.
2. These Polymer PTC (PPTC) devices are intended for protection against occasional overcurrent/ overtemperature fault conditions and may not be suitable for use in applications where repeated and/or prolonged fault conditions are anticipated.
3. Avoid contact of PTC device with chemical solvent. Prolonged contact may adversely impact the PTC performance.
4. These PTC devices may not be suitable for use in circuits with a large inductance, as the PTC trip can generate circuit voltage spikes above the PTC rated voltage.

Specifications subject to change without notice

Corporate Office

Bel Fuse Inc.
 206 Van Vorst Street, Jersey City, NJ 07302
 Tel: 201-432-0463
 Fax: 201-432-9542
 E-Mail: belfuse@belfuse.com
 Website: www.belfuse.com

Far East Office

Bel Fuse Ltd.
 8F/8 Luk Hop Street
 San Po Kong
 Kowloon, Hong Kong
 Tel: 852-2328-5515
 Fax: 852-2352-3706

European Office

Bel Stewart GmbH
 Industriestrasse 20
 61381 Friedrichsdorf
 Germany
 Tel: 49.6172.9552.0
 Fax: 49.6172.9552.40